


Tchaikapharma High Quality Medicines Inc.
Interim statement of Financial status
as of 31 of March 2026

	31.03.2026	31.12.2025
	<i>EUR'000</i>	<i>EUR'000</i>
ASSETS		
Non-current assets		
Property, plant and equipment	17 582	17 889
Intangible assets	1 887	1 844
Investments in subsidiaries	34	34
Trade receivables	2 603	2 603
Total non-current assets	22 106	22 370
Current assets		
Inventories	9 635	9 165
Trade and other receivables	41 796	40 466
Cash and cash equivalents	71	577
Total current assets	51 502	50 208
Total assets	73 608	72 578
 LIABILITIES		
Equity		
Share capital	49 033	49 033
Reserves	7 525	7 525
Retained earnings	4 904	3 075
Total	61 462	59 634
Non-current liabilities		
Long-term loans	665	789
Deferred tax liabilities	637	637
Retirement benefit obligations	182	182
Total non-current liabilities	1 484	1 608
Current liabilities		
Trade and other liabilities	5 604	5 590
Short-term loans	4 002	4 752
Current portion of long-term loans	457	476
Current corporate income tax	29	29
Other tax liabilities	570	489
Total current liabilities	10 662	11 337
Total liabilities	12 146	12 944
Total equity and liabilities	73 608	72 578

Date of preparation: 27.04.2026
Sofia


Prepared by:.....
/Tsvetelina Pandeva/


Executive Director:.....
/Biser Georgiev/

Tchaikapharma High Quality Medicines Inc.
Interim statement of comprehensive income
as of 31 of March 2026


	31.03.2026	31.12.2025
	<i>EUR'000</i>	<i>EUR'000</i>
Revenue	9 619	8 259
Other income	2	42
Total income	9 621	8 301
Carrying amount of goods sold	(329)	(506)
Changes in inventories of finished products and work in progress	433	(148)
Materials and services	(5 813)	(4 581)
Personnel expenses	(1 407)	(1 326)
Depreciation / amortisation expenses	(382)	(361)
Other expenses	(106)	(87)
Finance income	5	6
Finance costs	(73)	(78)
Total expenses	(7 672)	(7 081)
Profit before taxation	1 949	1 220
Corporate income tax expense	(120)	(112)
Profit/Loss for the period	1 829	1 108
Total comprehensive income for the period	1 829	1 108
Earnings per share / in EUR per 1 share /	0.02	0.01

Date of preparation: 27.04.2026

Sofia



Prepared by:.....
 / Tsvetelina Pandeva /



Executive Director:.....
 /Biser Georgiev/

Tchaikapharma High Quality Medicines Inc.
Interim cash flow statement
as of 31 of March 2026

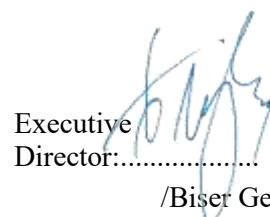
	31.03.2026	31.12.2025
	<i>EUR'000</i>	<i>EUR'000</i>
Cash flows from operating activities		
Proceeds from sale of finished products, goods and services	6 347	5 648
Payments to suppliers of materials, goods and services	(3 174)	(2 907)
Payments to personnel	(1 372)	(1 311)
Foreign currency exchange gains/losses	(6)	(8)
Payments of interest and dividends	(120)	(112)
Other proceeds / payments	(1 177)	(987)
<i>Net cash flows</i>	498	322
Cash flows from investing activities		
Payments on non-current assets acquired	(56)	(214)
<i>Net cash flows</i>	(56)	(214)
Cash flows from financial activities		
Proceeds from loans	40	60
Payments on loans	(789)	(62)
Payment of interest, dividends	(47)	(60)
Payments on finance lease	(152)	(67)
<i>Net cash flows</i>	(948)	(129)
Change in cash and cash equivalents	(506)	(21)
Cash and cash equivalents at the beginning of the period	577	40
Cash and cash equivalents at the end of the period	71	19

Date of preparation: 27.04.2026

Sofia



Prepared by:.....
 / Tsvetelina Pandeva /





Executive
 Director:.....
 /Biser Georgiev /

Tchaikapharma High Quality Medicines Inc.
Interim statement on changes in equity
as of 31 of March 2026

	Registered (share) capital <i>EUR'000</i>	Revaluation reserves <i>EUR'000</i>	Other reserves <i>EUR'000</i>	Retained earnings / loss <i>EUR'000</i>	Total equity <i>EUR'000</i>
Balance as of 01.01.2025	46 937	2 208	4 488	2 327	55 960
Profit/loss for the period				3 075	3 075
Other comprehensive income		598			598
Including from tax effect of the revaluation of property, plant and equipment					
Total comprehensive income		598		3 075	3 673
Issue of shares by the owners	2 096		231	(2 327)	
Dividends accrued					
Tantiemmes accrued					
Profit transferred to reserves					
Total amount of income and expenses recognised during the period	2 096		231	(2 327)	
Balance as of 31.12.2025	49 033	2 806	4 719	3 075	59 633
Balance as of 01.01.2026	49 033	2 806	4 719	3 075	59 633
Profit/loss for the period				1 829	1 829
Other comprehensive income					
Total comprehensive income				1 829	1 829
Issue of shares by the owners					
Total amount of income and expenses recognised during the period					
Balance as of 31.03.2026	49 033	2 806	4 719	4 904	61 462

Date of preparation: 27.04.2026
Sofia

Prepared by: 
/ Tsvetelina Pandeva /

Executive Director: 
/ Biser Georgiev /