

Tchaikapharma High Quality Medicines Inc.
Consolidated Statement of financial position
as of 31 December 2024


	31.12.2024	31.12.2023
	BGN'000	BGN'000
Non-current assets		
Property, plant and equipment	33,336	33,083
Intangible Assets and Goodwill	3,556	3,560
Trade receivables	5,403	4,978
Non-current assets	42,295	41,621
Inventories	15,862	14,303
Trade and other receivables	68,479	66,490
Current tax assets	-	12
Cash and cash equivalents	140	73
Current Assets	84,481	80,878
Assets	126,776	122,499
Issued capital	91,800	84,500
Statutory reserve	13,147	12,800
Retained earnings	5,090	7,701
Equity	110,037	105,001
<i>Equity Attributable to owners of the parent company</i>	<i>110,037</i>	<i>105,001</i>
<i>Non-controlling interest in equity</i>	<i>-</i>	<i>-</i>
Long term borrowings	942	879
Deferred tax liabilities	1,113	1,113
Non-current provisions for employee benefits	173	197
Non-current liabilities	2,228	2,632
Trade and other payables	4,201	4,768
Short term borrowings	10,187	10,298
Current tax liabilities	123	243
Current liabilities	14,511	15,309
Liabilities	16,739	17,498
Equity and liabilities	126,776	122,499

Date of preparation: 24.02.2025

Executive director:


Biser Georgiev

Prepared by:


Petya Moneva

Tchaikapharma High Quality Medicines Inc.
Consolidated statement of comprehensive income
as 31 December 2024


	31.12.2024	31.12.2023
	BGN'000	BGN'000
Revenue	53,141	48,512
Other income	231	74
Total income	53,372	48,586
Carrying amount of goods sold	(2,251)	(862)
Changes in inventories of finished products and work in progress	(79)	(233)
Materials and services	(33,059)	(32,443)
Personnel expenses	(9,087)	(7,333)
Depreciation / amortisation expenses	(2,519)	(2,809)
Other expenses	(528)	(899)
Finance income	530	537
Finance costs	(758)	(676)
Total expenses	(47,751)	(44,718)
Profit Loss before tax	5,621	3,868
Current tax expense income	(585)	(470)
Profit Loss	5,036	3,398
<i>Profit Loss attributable to owners of the parent company</i>	<i>5,036</i>	<i>3,398</i>
<i>Profit Loss attributable to non-controlling interests</i>	<i>-</i>	<i>-</i>
Other comprehensive income	5,036	3,398
<i>Profit Loss attributable to owners of the parent company</i>		
<i>Profit Loss attributable to non-controlling interests</i>		
Comprehensive income	5,036	3,398
<i>Profit Loss attributable to owners of the parent company</i>	<i>5,036</i>	<i>3,398</i>
<i>Profit Loss attributable to non-controlling interests</i>	<i>-</i>	<i>-</i>
Earnings per share / in BGN per 1 share /	0.05	0.04

Date of preparation: 24.02.2025

Executive director:


Biser Georgiev

Prepared by:



Petya Moneva

Tchaikapharma High Quality Medicines Inc.
Consolidated Cash flow statement
as of 31 December 2024


	31.12.2024	31.12.2023
	BGN'000	BGN'000
Cash flows from operating activities		
Receipts from sales of goods and rendering of services	40,546	33,521
Payments to suppliers for goods and services	(20,987)	(18,139)
Payments to and on behalf of employees	(9,193)	(6,580)
Income taxes paid classified as operating activities	(573)	(393)
Other cash payments from operating activities	(6,429)	(5,545)
Cash flows from used in operating activities	3,364	2,864
 Cash flows from investing activities		
Purchase of other longterm assets classified as investing activities	(2,168)	(1,912)
Cash flows from used in investing activities	(2,168)	(1,912)
 Cash flows from financial activities		
Dividends paid classified as financing activities	592	527
Proceeds from borrowings classified as financing activities	(597)	(527)
Repayments of borrowings classified as financing activities	(602)	(499)
Payments of lease liabilities classified as financing activities	(522)	(522)
Cash flows from used in financial activities	(1,129)	(1,021)
 Increase/Decrease in cash and cash equivalents	67	(69)
Cash and cash equivalents	73	142
Cash and cash equivalents	140	73

Date of preparation: 24.02.2025

Executive director:


Biser Georgiev

Prepared by:



Petya Moneva

Tchaikapharma High Quality Medicines Inc.
Consolidated statement on changes in equity
as of 31 December 2024

	Issued capital <i>BGN'000</i>	Property plant and equipment revaluati on surplus <i>BGN'000</i>	Other reserves <i>BGN'000</i>	Retained earnings <i>BGN'000</i>	Equity abstract <i>BGN'000</i>	Equity Attributab le to owners of the parent company <i>BGN'000</i>	Non- controllin g interest in equity <i>BGN'000</i>
Balance as of 01.01.2023	84,500	4,351	8,147	4,587	101,585	101,585	-
Profit Loss	-	-	-	3,398	3,398	3,398	-
Other comprehensive income	-	18	-	-	-	-	-
Comprehensive income	-	18	-	3,398	3,416	3,416	-
Increase/Decrease through appropriation of retained earnings	-	-	284	(284)	-	-	-
Total income expense	-	-	284	(284)	-	-	-
Balance as of 31.12.2023	84,500	4,369	8,431	7,701	105,001	105,001	-
Balance as of 01.01.2024	84,500	4,369	8,431	7,701	105,001	105,001	-
Profit Loss	-	-	-	5,036	5,036	5,036	-
Other comprehensive income	-	-	-	-	-	-	-
Comprehensive income	-	-	-	5,036	5,036	5,036	-
Increase/Decrease through appropriation of retained earnings	7,300	-	347	(7,647)	-	-	-
Total income expense	7,300	-	347	(7,647)	-	-	-
Balance as of 31.12.2024	91,800	4,369	8,778	5,090	110,037	110,037	-


Date of preparation: 24.02.2025

Executive director:



Biser Georgiev

Prepared by:



Petya Moneva