


Tchaikapharma High Quality Medicines Inc.
Consolidated Statement of financial position
as of 31 March 2024


	31.03.2024	31.12.2023
	BGN'000	BGN'000
Non-current assets		
Property, plant and equipment	33,721	33,083
Intangible Assets and Goodwill	3,476	3,560
Trade receivables	4,978	4,978
Non-current assets	42,175	41,621
Inventories	13,816	14,303
Trade and other receivables	67,158	66,490
Current tax assets	12	12
Cash and cash equivalents	131	73
Current Assets	81,117	80,878
Assets	123,292	122,499
Issued capital	84,500	84,500
Statutory reserve	12,800	12,800
Retained earnings	9,167	7,701
Equity	106,467	105,001
<i>Equity Attributable to owners of the parent company</i>	<i>106,467</i>	<i>105,001</i>
<i>Non-controlling interest in equity</i>	<i>-</i>	<i>-</i>
Long term borrowings	686	879
Deferred tax liabilities	1,113	1,113
Non-current provisions for employee benefits	177	197
Non-current liabilities	2,524	2,632
Trade and other payables	4,092	4,768
Short term borrowings	10,240	10,298
Current tax liabilities	517	243
Current liabilities	14,849	15,309
Liabilities	16,825	17,498
Equity and liabilities	123,292	122,499

Date of preparation: 10.05.2024

Executive director:


Biser Georgiev

Prepared by:


Petya Moneva

Tchaikapharma High Quality Medicines Inc.
Consolidated statement of comprehensive income
as 31 March 2024


	31.03.2024	31.03.2023
	BGN'000	BGN'000
Revenue	13,361	13,610
Other income	-	30
Total income	13,361	13,640
Carrying amount of goods sold	(609)	(709)
Changes in inventories of finished products and work in progress	341	(257)
Materials and services	(8,255)	(7,573)
Personnel expenses	(2,270)	(1,567)
Depreciation / amortisation expenses	(622)	(867)
Other expenses	(136)	(468)
Finance income	4	27
Finance costs	(188)	(147)
Total expenses	(11,735)	(11,561)
Profit Loss before tax	1,626	2,079
Current tax expense income	(160)	(140)
Profit Loss	1,466	1,939
<i>Profit Loss attributable to owners of the parent company</i>	<i>1,466</i>	<i>1,939</i>
<i>Profit Loss attributable to non-controlling interests</i>	<i>-</i>	<i>-</i>
Other comprehensive income	1,466	1,939
<i>Profit Loss attributable to owners of the parent company</i>		
<i>Profit Loss attributable to non-controlling interests</i>		
Comprehensive income	1,466	1,939
<i>Profit Loss attributable to owners of the parent company</i>	<i>1,466</i>	<i>1,939</i>
<i>Profit Loss attributable to non-controlling interests</i>	<i>-</i>	<i>-</i>
Earnings per share / in BGN per 1 share /	0.02	0.02

Date of preparation: 10.05.2024

Executive director:


Biser Georgiev

Prepared by:


Petya Moneva

Tchaikapharma High Quality Medicines Inc.
Consolidated Cash flow statement
as of 31 March 2024

	31.03.2024	31.03.2023
	BGN'000	BGN'000
Cash flows from operating activities		
Receipts from sales of goods and rendering of services	10,019	8,489
Payments to suppliers for goods and services	(5,001)	(4,348)
Payments to and on behalf of employees	(2,311)	(1,593)
Income taxes paid classified as operating activities	(160)	(140)
Other cash payments from operating activities	(1,286)	(1,514)
Cash flows from used in operating activities	1,261	894
 Cash flows from investing activities		
Purchase of other longterm assets classified as investing activities	(926)	(699)
Cash flows from used in investing activities	(926)	(699)
 Cash flows from financial activities		
Dividends paid classified as financing activities	155	101
Proceeds from borrowings classified as financing activities	(157)	(109)
Repayments of borrowings classified as financing activities	(145)	(101)
Payments of lease liabilities classified as financing activities	(130)	(130)
Cash flows from used in financial activities	(277)	(239)
 Increase/Decrease in cash and cash equivalents	58	(44)
Cash and cash equivalents	73	142
Cash and cash equivalents	131	98

Date of preparation: 10.05.2024

Executive director:

Biser Georgiev

Prepared by:

Petya Moneva

Tchaikapharma High Quality Medicines Inc.
Consolidated statement on changes in equity
as of 31 March 2024


	Issued capital <i>BGN'000</i>	Property plant and equipme nt revaluati on surplus <i>BGN'000</i>	Other reserves <i>BGN'000</i>	Retained earnings <i>BGN'000</i>	Equity abstract <i>BGN'000</i>	Equity Attributab le to owners of the parent company <i>BGN'000</i>	Non- controllin g interest in equity <i>BGN'000</i>
Balance as of 01.01.2023	84,500	4,351	8,147	4,587	101,585	101,585	-
Profit Loss	-	-	-	3,398	3,398	3,398	-
Other comprehensive income	-	18	-	-	-	-	-
Comprehensive income	-	18	-	3,398	3,416	3,416	-
Increase/Decrease through appropriation of retained earnings	-	-	284	(284)	-	-	-
Total income expense	-	-	284	(284)	-	-	-
Balance as of 31.12.2023	84,500	4,369	8,431	7,701	105,001	105,001	-
Balance as of 01.01.2024	84,500	4,369	8,431	7,701	105,001	105,001	-
Profit Loss	-	-	-	1,466	1,466	1,466	-
Other comprehensive income	-	-	-	-	-	-	-
Comprehensive income	-	-	-	1,466	1,466	1,466	-
Increase/Decrease through appropriation of retained earnings	-	-	-	-	-	-	-
Total income expense	-	-	-	-	-	-	-
Balance as of 31.03.2024	84,500	4,369	8,431	9,167	106,467	106,467	-

Date of preparation: 10.05.2024

Executive director:


Biser Georgiev

Prepared by:


Petya Moneva