


Tchaikapharma High Quality Medicines Inc.
Consolidated Statement of financial position
as of 31 December 2023


	31.12.2023	31.12.2022
	BGN'000	BGN'000
Non-current assets		
Property, plant and equipment	33,678	35,319
Intangible Assets and Goodwill	3,560	3,761
Trade receivables	4,978	5,076
Non-current assets	42,216	44,156
Inventories	14,303	13,480
Trade and other receivables	65,895	62,056
Current tax assets	-	27
Cash and cash equivalents	72	142
Current Assets	80,270	75,705
Assets	122,486	119,861
Issued capital	84,500	84,500
Statutory reserve	12,782	12,498
Retained earnings	8,152	4,587
Equity	105,434	101,585
<i>Equity Attributable to owners of the parent company</i>	<i>105,434</i>	<i>101,585</i>
<i>Non-controlling interest in equity</i>	<i>-</i>	<i>-</i>
Long term borrowings	835	1,399
Deferred tax liabilities	1,042	1,042
Non-current provisions for employee benefits	191	191
Non-current liabilities	2,068	2,632
Trade and other payables	4,469	5,080
Short term borrowings	10,272	10,405
Current tax liabilities	243	159
Current liabilities	14,984	15,644
Liabilities	17,052	18,276
Equity and liabilities	122,486	119,861

Date of preparation: 21.02.2024

Executive director:


Biser Georgiev

Prepared by:


Petya Moneva

Tchaikapharma High Quality Medicines Inc.
Consolidated statement of comprehensive income
as 31 December 2023


	31.12.2023	31.12.2022
	BGN'000	BGN'000
Revenue	48,512	43,146
Other income	67	721
Total income	48,579	43,867
Carrying amount of goods sold	(862)	(752)
Changes in inventories of finished products and work in progress	(231)	1 896
Materials and services	(32,401)	(31,918)
Personnel expenses	(6,976)	(6,023)
Depreciation / amortisation expenses	(2,809)	(3,568)
Other expenses	(899)	(456)
Finance income	536	574
Finance costs	(668)	(488)
Total expenses	(44,310)	(40,735)
Profit Loss before tax	4,269	3,132
Current tax expense income	(420)	(342)
Profit Loss	3,849	2,790
<i>Profit Loss attributable to owners of the parent company</i>	<i>3,849</i>	<i>2,790</i>
<i>Profit Loss attributable to non-controlling interests</i>	<i>-</i>	<i>-</i>
Other comprehensive income	-	(24)
<i>Profit Loss attributable to owners of the parent company</i>		
<i>Profit Loss attributable to non-controlling interests</i>		
Comprehensive income	3,849	2,766
<i>Profit Loss attributable to owners of the parent company</i>	<i>3,849</i>	<i>2,766</i>
<i>Profit Loss attributable to non-controlling interests</i>	<i>-</i>	<i>-</i>
Earnings per share / in BGN per 1 share /	0.05	0.03

Date of preparation: 21.02.2024

Executive director:


Biser Georgiev

Prepared by:


Petya Moneva

Tchaikapharma High Quality Medicines Inc.
Consolidated Cash flow statement
as of 31 December 2023

	31.12.2023	31.12.2022
	BGN'000	BGN'000
Cash flows from operating activities		
Receipts from sales of goods and rendering of services	33,521	33,019
Payments to suppliers for goods and services	(18,140)	(19,600)
Payments to and on behalf of employees	(6,580)	(5,433)
Income taxes paid classified as operating activities	(393)	(445)
Other cash payments from operating activities	(5,545)	(5,080)
Cash flows from used in operating activities	2,863	2,461
 Cash flows from investing activities		
Purchase of other longterm assets classified as investing activities	(1,912)	(1,580)
Cash flows from used in investing activities	(1,912)	(1,580)
 Cash flows from financial activities		
Dividends paid classified as financing activities	527	247
Proceeds from borrowings classified as financing activities	(527)	(248)
Repayments of borrowings classified as financing activities	(499)	(273)
Payments of lease liabilities classified as financing activities	(522)	(522)
Cash flows from used in financial activities	(1,021)	(796)
 Increase/Decrease in cash and cash equivalents	(70)	85
Cash and cash equivalents	142	57
Cash and cash equivalents	72	142

Date of preparation: 21.02.2024

Executive director:

Biser Georgiev

Prepared by:

Petya Moneva

Tchaikapharma High Quality Medicines Inc.
Consolidated statement on changes in equity
as of 31 December 2023


	Issued capital <i>BGN'000</i>	Property plant and equipme nt revaluati on surplus <i>BGN'000</i>	Other reserves <i>BGN'000</i>	Retained earnings <i>BGN'000</i>	Equity abstract <i>BGN'000</i>	Equity Attributab le to owners of the parent company <i>BGN'000</i>	Non- controllin g interest in equity <i>BGN'000</i>
Balance as of 01.01.2022	84,500	4,375	8,007	1,937	98,819	98,819	-
Profit Loss	-	-	-	2,790	2,790	2,790	-
Other comprehensive income	-	(24)	-	-	-	-	-
Comprehensive income	-	(24)	-	2,790	2,766	2,766	-
Increase/Decrease through appropriation of retained earnings	-	-	140	(140)	-	-	-
Total income expense	-	-	140	(140)	-	-	-
Balance as of 31.12.2022	84,500	4,351	8,147	4,587	101,585	101,585	-
Balance as of 01.01.2023	84,500	4,351	8,147	4,587	101,585	101,585	-
Profit Loss	-	-	-	3,849	3,849	3,849	-
Other comprehensive income	-	-	-	-	-	-	-
Comprehensive income	-	-	-	3,849	3,849	3,849	-
Increase/Decrease through appropriation of retained earnings	-	-	284	(284)	-	-	-
Total income expense	-	-	284	(284)	-	-	-
Balance as of 31.12.2023	84,500	4,351	8,431	8,152	105,434	105,434	-

Date of preparation: 21.02.2024

Executive director:


Biser Georgiev

Prepared by:


Petya Moneva