

Tchaikapharma High Quality Medicines Inc.
Interim statement of Financial status
as of 30 of September 2018

	30.09.2018	31.12.2017
	BGN'000	BGN'000
ASSETS		
Non-current assets		
Property, plant and equipment	25 564	26 803
Intangible assets	2 973	2 998
Investment in minority interest	1	1
Trade receivables	5 960	5 960
Total non-current assets	34 498	35 762
Current assets		
Inventories	4 184	5 190
Trade and other receivables	67 192	55 998
Treasury shares redeemed	3	8
Cash and cash equivalents	64	24
Total current assets	71 443	61 220
Total assets	105 941	96 982
LIABILITIES		
Equity		
Share capital	72 200	64 300
Reserves	10 103	9 172
Retained earnings	7 246	8 831
Total	89 549	82 303
Non-current liabilities		
Long-term loans	390	590
Deferred tax liabilities	1 308	1 308
Retirement benefit obligations	83	83
Total non-current liabilities	1 781	1 981
Current liabilities		
Trade and other liabilities	4 135	2 134
Short-term loans	9 778	9 784
Current portion of long-term loans	320	491
Current corporate income tax		78
Other tax liabilities	378	211
Total current liabilities	14 611	12 698
Total liabilities	16 392	14 679
Total equity and liabilities	105 941	96 982

Date of preparation: 10.10.2018


Sofia

Prepared by:.....

/ P. Moneva /

Executive Director:.....

/B. Georgiev/



Tchaikapharma High Quality Medicines Inc.
Interim statement of comprehensive income
as of 30 of September 2018

	30.09.2018	30.09.2017
	BGN'000	BGN'000
Revenue	27 184	25 926
Other income	11	34
Total income	27 195	25 960
Carrying amount of goods sold	(1 826)	(1 465)
Changes in inventories of finished products and work in progress	(185)	246
Materials and services	(11 613)	(12 798)
Personnel expenses	(2 728)	(2 479)
Depreciation / amortisation expenses	(2 467)	(2 294)
Other expenses	(160)	(795)
Finance income	13	84
Finance costs	(245)	(268)
Total expenses	(19 211)	(19 769)
Profit before taxation	7 984	6 191
Corporate income tax expense	(738)	(574)
Profit/Loss for the period	7 246	5 617
 Total comprehensive income for the period		
Earnings per share / in BGN per 1 share /	0.10	0.09

Date of preparation: 10.10.2018

Sofia

Prepared by:.....
 / P. Moneva /

Executive Director:.....
 /B. Georgiev/



Tchaikapharma High Quality Medicines Inc.
Interim cash flow statement
as of 30 of September 2018

	30.09.2018	30.09.2017
	<i>BGN'000</i>	<i>BGN'000</i>
Cash flows from operating activities		
Proceeds from sale of finished products, goods and services	19 453	22 955
Payments to suppliers of materials, goods and services	(9 906)	(11 233)
Payments to personnel	(2 534)	(2 428)
Payments of interest and dividends		
Corporate income tax payments	(817)	(629)
Other proceeds / payments	(4 589)	(4 218)
Net cash flows	1 607	4 447
Cash flows from investing activities		
Payments on non-current assets acquired	(1 026)	(2 027)
Net cash flows	(1 026)	(2 027)
Cash flows from financial activities		
Proceeds from loans	147	133
Payments on loans	(147)	(1 700)
Payment of interest, dividends	(147)	(186)
Payments on finance lease	(400)	(665)
Other proceeds/payments	6	(8)
Net cash flows	(541)	(2 426)
Change in cash and cash equivalents		
	40	(6)
Cash and cash equivalents at the beginning of the period	24	51
Cash and cash equivalents at the end of the period	64	45

Date of preparation: 10.10.2018

Sofia

Prepared by:.....

/ P. Moneva /

Executive
Director:.....


/B. Georgiev /




Tchaikapharma High Quality Medicines Inc.
Interim statement on changes in equity
as of 30 of September 2018

	Registered (share) capital <i>BGN'000</i>	Revaluation reserves <i>BGN'000</i>	Other reserves <i>BGN'000</i>	Retained earnings / loss <i>BGN'000</i>	Total equity <i>BGN'000</i>
Balance as of 01.01.2017	56 600	3 149	4 661	8 585	72 995
Profit/loss for the period				8 831	8 831
Other comprehensive income		477			477
Including from tax effect of the revaluation of property, plant and equipment		(60)			(60)
Total comprehensive income		477		8 831	9 308
Issue of shares by the owners	7 700			(7 700)	
Dividends accrued					
Tantimmes accrued					
Profit transferred to reserves			885	(885)	
Total amount of income and expenses recognised during the period	7 700		885	(8 585)	
Balance as of 31.12.2017	64 300	3 626	5 546	8 831	82 303
Balance as of 01.01.2018	64 300	3 626	5 546	8 831	82 303
Profit/loss for the period				7 246	7 246
Other comprehensive income					
Total comprehensive income				7 246	7 246
Issue of shares by the owners	7 900			(7 900)	
Dividends accrued					
Tantimmes accrued					
Profit transferred to reserves			931	(931)	
Total amount of income and expenses recognised during the period					
Balance as of 30.09.2018	72 200	3 149	6 477	7 246	89 549

Date of preparation: 10.10.2018
Sofia

Prepared by: 
/P. Moneva/

Executive Director: 
/B. Georgiev /

